









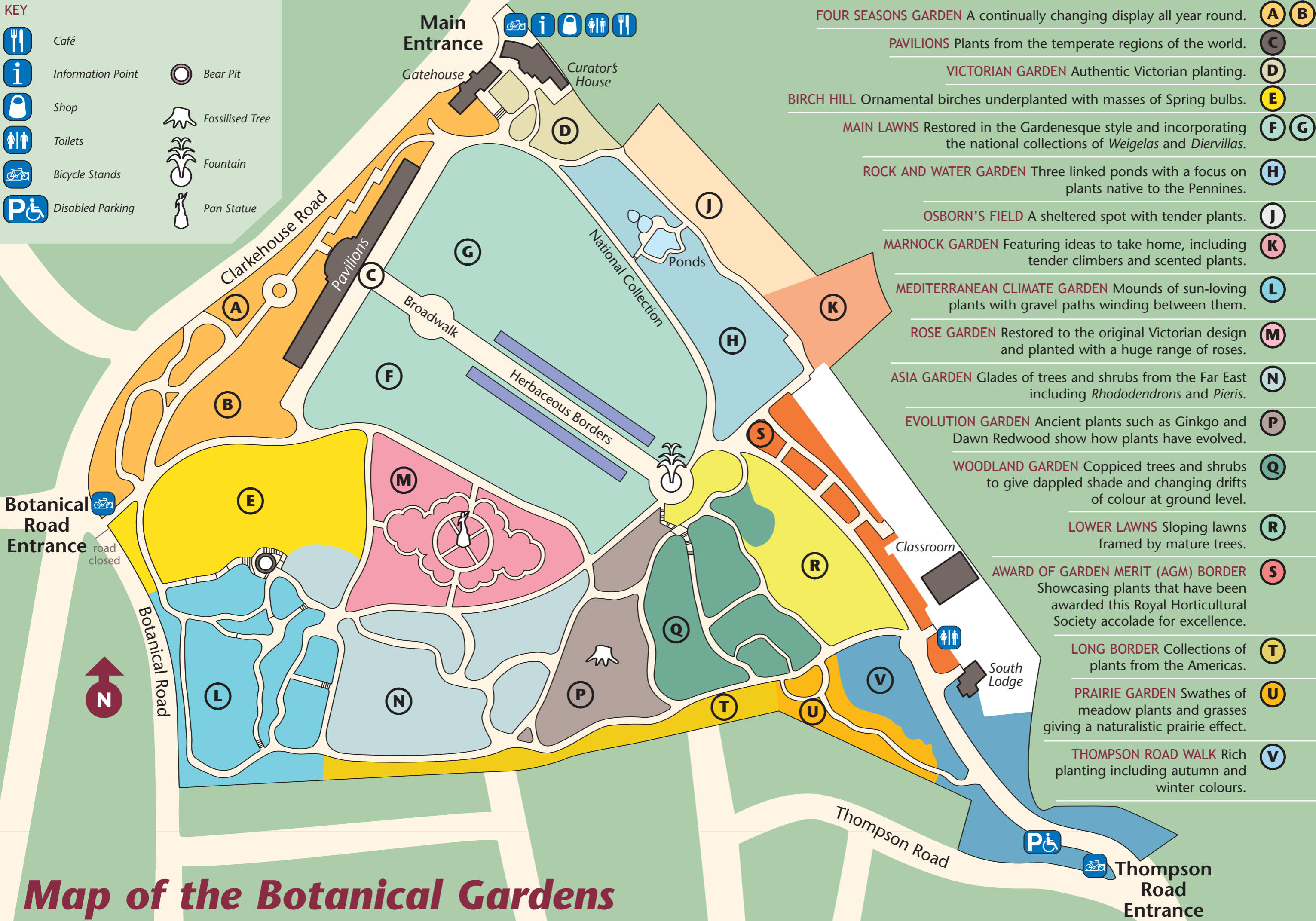


KEY

-  Café
-  Information Point
-  Shop
-  Toilets
-  Bicycle Stands
-  Disabled Parking
-  Bear Pit
-  Fossilised Tree
-  Fountain
-  Pan Statue



FOUR SEASONS GARDEN A continually changing display all year round. **(A) (B)**

PAVILIONS Plants from the temperate regions of the world. **(C)**

VICTORIAN GARDEN Authentic Victorian planting. **(D)**

BIRCH HILL Ornamental birches underplanted with masses of Spring bulbs. **(E)**

MAIN LAWNS Restored in the Gardenesque style and incorporating the national collections of *Weigelas* and *Diervillas*. **(F) (G)**

ROCK AND WATER GARDEN Three linked ponds with a focus on plants native to the Pennines. **(H)**

OSBORN'S FIELD A sheltered spot with tender plants. **(J)**

MARNOCK GARDEN Featuring ideas to take home, including tender climbers and scented plants. **(K)**

MEDITERRANEAN CLIMATE GARDEN Mounds of sun-loving plants with gravel paths winding between them. **(L)**

ROSE GARDEN Restored to the original Victorian design and planted with a huge range of roses. **(M)**

ASIA GARDEN Glades of trees and shrubs from the Far East including *Rhododendrons* and *Pieris*. **(N)**

EVOLUTION GARDEN Ancient plants such as Ginkgo and Dawn Redwood show how plants have evolved. **(P)**

WOODLAND GARDEN Coppiced trees and shrubs to give dappled shade and changing drifts of colour at ground level. **(Q)**

LOWER LAWNS Sloping lawns framed by mature trees. **(R)**

AWARD OF GARDEN MERIT (AGM) BORDER Showcasing plants that have been awarded this Royal Horticultural Society accolade for excellence. **(S)**

LONG BORDER Collections of plants from the Americas. **(T)**

PRAIRIE GARDEN Swathes of meadow plants and grasses giving a naturalistic prairie effect. **(U)**

THOMPSON ROAD WALK Rich planting including autumn and winter colours. **(V)**

Map of the Botanical Gardens